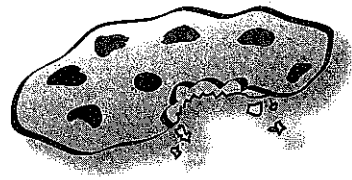


Name: _____ Date: _____

Diagraming Subjects, Predicates, Adjectives, Adverbs: Review Activity 1

Directions: Diagram the following sentences in the space provided. Use the correct form. An example is given.




<p>1. Randy and Paul ate a huge dinner.</p>	<p>5. I quickly finished the essay question.</p> <pre> I finished question --- ----- ----- \ / \ quickly the essay </pre>
<p>2. The big brown dog ran and jumped.</p>	<p>6. Did you open the door cautiously?</p>
<p>3. Karen really likes Lisa's sweater.</p>	<p>7. Yesterday we won our baseball game.</p>
<p>4. Todd and Curt painted the race car purple.</p>	<p>8. I happily ate the last chocolate chip cookie.</p>

Name: _____ Date: _____

Diagraming Direct Objects: Practice Activity 1

Directions: Diagram the following sentences in the space provided. Use the correct form. An example is given.

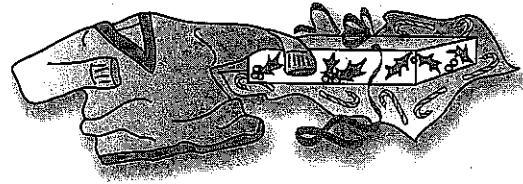


<p>1. Mom made dinner.</p>	<p>5. Grandmother grows beautiful flowers.</p>						
<p>2. The state has many parks.</p> <div style="margin-left: 40px; margin-top: 20px;"> <table style="border-collapse: collapse; text-align: center;"> <tr> <td style="border-right: 1px solid black; padding: 5px 10px;">state</td> <td style="padding: 5px 10px;">has</td> <td style="padding: 5px 10px;">parks</td> </tr> <tr> <td style="border-right: 1px solid black; padding: 5px 10px; text-align: left;">The</td> <td></td> <td style="padding: 5px 10px; text-align: right;">many</td> </tr> </table> </div>	state	has	parks	The		many	<p>6. Alex and Clair are making a map.</p>
state	has	parks					
The		many					
<p>3. Annie eats peanut butter and jelly.</p>	<p>7. Mrs. Evans collected the tests.</p>						
<p>4. The snow covered the yards.</p>	<p>8. Rusty chased a rabbit.</p>						

Name: _____ Date: _____

Diagraming Indirect Objects: Practice Activity

Directions: Diagram the following sentences in the space provided. Use the correct form. An example is given.




<p>1. I wrote Lindsay a note.</p>	<p>5. Mrs. Manassah read the students a story in Spanish.</p>									
<p>2. Ryan gave Paul a ride.</p> <div style="text-align: center; margin-top: 20px;"> <table style="margin: auto; border-collapse: collapse;"> <tr> <td style="border-right: 1px solid black; padding: 5px 10px;">Ryan</td> <td style="padding: 5px 10px;">gave</td> <td style="border-right: 1px solid black; padding: 5px 10px;">ride</td> </tr> <tr> <td style="border-right: 1px solid black; padding: 5px 10px;"></td> <td style="padding: 5px 10px;"></td> <td style="border-right: 1px solid black; padding: 5px 10px;"></td> </tr> <tr> <td style="border-right: 1px solid black; padding: 5px 10px;"></td> <td style="padding: 5px 10px; text-align: center;">Paul</td> <td style="border-right: 1px solid black; padding: 5px 10px;"></td> </tr> </table> </div>	Ryan	gave	ride					Paul		<p>6. Aunt Betsy gave me a sweater for Christmas.</p>
Ryan	gave	ride								
	Paul									
<p>3. I bought Sarah a cookie at lunch.</p>	<p>7. Lavonne mailed Amber an invitation.</p>									
<p>4. Jessica wrote our principal a note.</p>	<p>8. Wong prepared each of the baby birds food to eat.</p>									

Name: _____ Date: _____

Diagraming Subjects, Predicates, Adjectives, Adverbs, Direct Objects, Indirect Objects: Review Activity 1

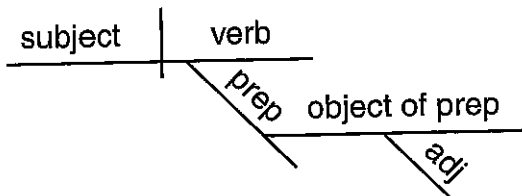
Directions: Diagram the following sentences in the space provided. Use the correct form. An example is given.



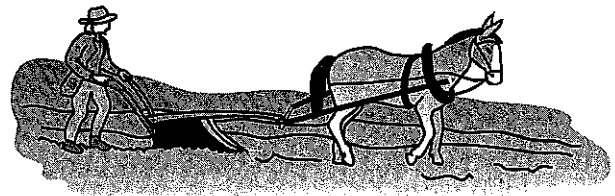
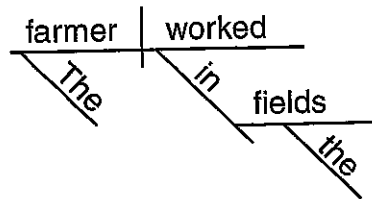
<p>1. What are you wearing to school tomorrow?</p>	<p>5. The pilot flew the plane to Hawaii.</p> <div style="text-align: center; margin-top: 10px;"> <table style="margin: auto; border-collapse: collapse;"> <tr> <td style="border-right: 1px solid black; padding: 5px;">pilot</td> <td style="padding: 5px;">flew</td> <td style="padding: 5px;">plane</td> </tr> <tr> <td style="border-right: 1px solid black; padding: 5px; text-align: center;">The</td> <td style="padding: 5px; text-align: center;">to Hawaii</td> <td style="padding: 5px; text-align: center;">the</td> </tr> </table> </div>	pilot	flew	plane	The	to Hawaii	the
pilot	flew	plane					
The	to Hawaii	the					
<p>2. Jake and I watched football yesterday.</p>	<p>6. Juan and Carol cleaned the band room.</p>						
<p>3. Pepper caught the ball in the air.</p>	<p>7. The roofers nailed the shingles to the roof.</p>						
<p>4. Who ate all of the cake?</p>	<p>8. All of the students took the history test.</p>						

Diagraming Prepositional Phrases

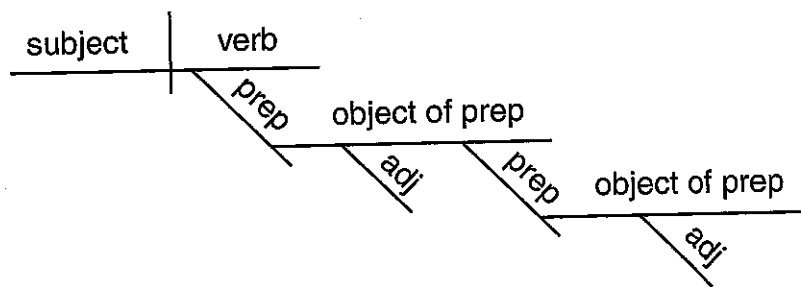
When diagraming sentences, the prepositional phrase is written below the word it modifies on a line with an extra extension. The object of the preposition is written on a horizontal line, and the adjectives used in the prepositional phrase are written on lines that come off the object's line.




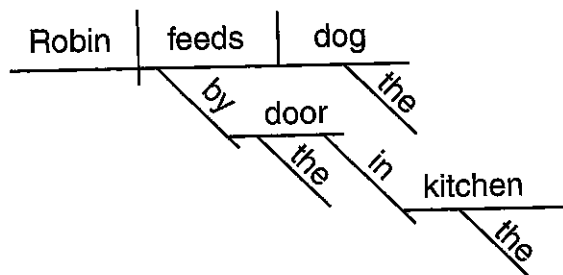
The farmer worked in the fields.



When diagraming a prepositional phrase that modifies another prepositional phrase, the first phrase is written off the word it modifies, and the second phrase is written off the word it modifies.

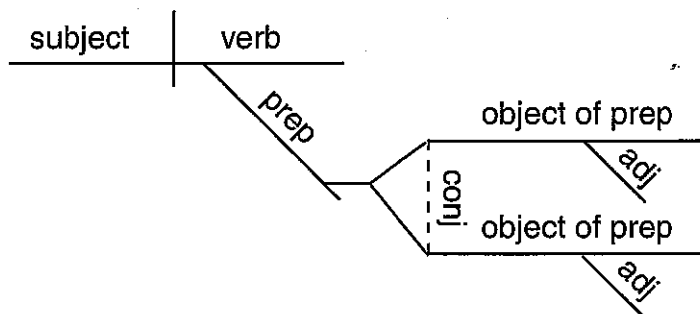


Robin feeds the dog by the door in the kitchen.


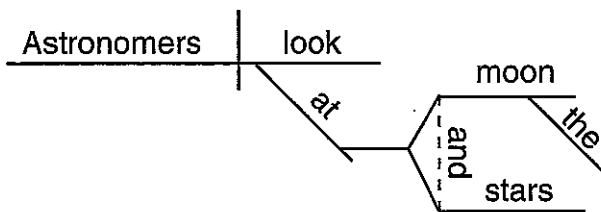


Diagraming Prepositional Phrases (cont.)

When diagraming sentences with prepositional phrases that have compound objects of a preposition, the compound objects are written on two lines coming off the preposition. A dotted line connects the two lines, and the conjunction is written on it.




Astronomers look at the moon and stars.



Name: _____ Date: _____

Diagraming Prepositional Phrases: Practice Activity 1

Directions: Diagram the following sentences in the space provided. Use the correct form. An example is given.



<p>1. The dog ran across the backyard.</p> <div style="margin-left: 40px;"> <table style="border-collapse: collapse;"> <tr> <td style="border-right: 1px solid black; padding: 0 10px;">dog</td> <td style="padding: 0 10px;"> </td> <td style="padding: 0 10px;">ran</td> <td style="border-bottom: 1px solid black; padding: 0 10px;"></td> </tr> <tr> <td style="border-right: 1px solid black; padding: 0 10px; text-align: center;">The</td> <td style="border-bottom: 1px solid black; padding: 0 10px;"></td> <td style="border-bottom: 1px solid black; padding: 0 10px; text-align: center;">across</td> <td style="border-bottom: 1px solid black; padding: 0 10px; text-align: center;">backyard</td> </tr> <tr> <td style="border-right: 1px solid black; padding: 0 10px;"></td> <td style="border-bottom: 1px solid black; padding: 0 10px;"></td> <td style="border-bottom: 1px solid black; padding: 0 10px; text-align: center;">the</td> <td style="border-bottom: 1px solid black; padding: 0 10px;"></td> </tr> </table> </div>	dog		ran		The		across	backyard			the		<p>5. The train arrived at 7:00 P.M. from St. Louis.</p>
dog		ran											
The		across	backyard										
		the											
<p>2. Was that sandwich for me?</p>	<p>6. The cat on the chair is owned by Mrs. Sanchez.</p>												
<p>3. The picnic basket was under the tree.</p>	<p>7. After a basket, the cheerleaders yell from the sidelines.</p>												
<p>4. Connor dove into the swimming pool.</p>	<p>8. Whisper the secret in my ear.</p>												